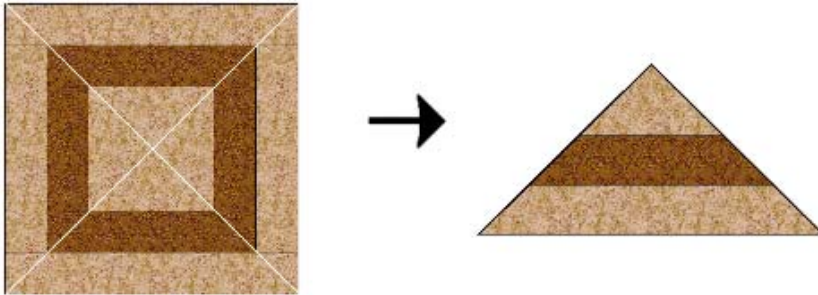


Teppegate 2007

from Merete Veian
part 4


Cut block C into 4 triangular shaped blocks, from corner to corner, as shown here.



Now you'll have 4 triangular shaped blocks of block C.


Find and use 2 of block B.

Cut block B into 2 triangular shaped blocks, from corner to corner, as shown here.



Now you'll have 4 triangular shaped blocks of block B.

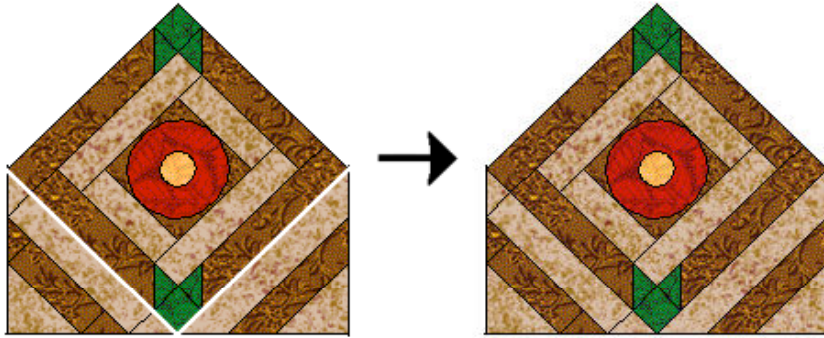
Find and use 1 of block A.



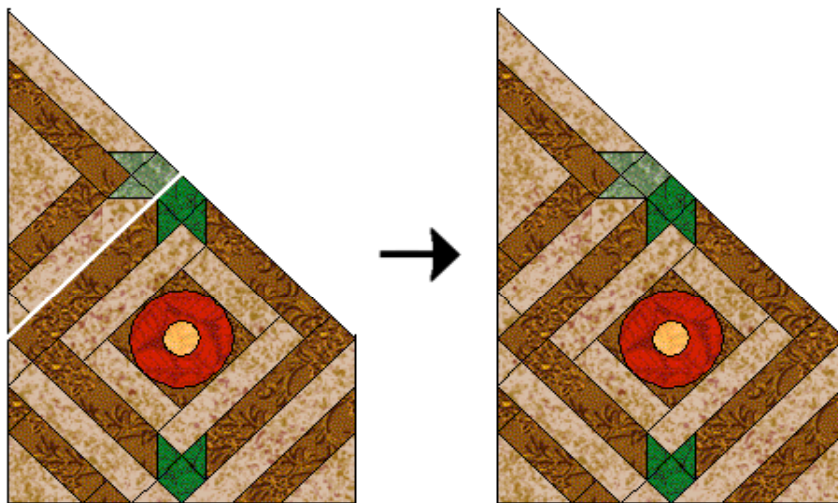
Teppegäte 2007

from Merete Veian
part 4

Arrange 2 of block C with block A as shown, and then sew them together.
Wait, - do not cut the edges yet!



Find and use 1 of block B, - arrange it as shown.



Sew block B to block A.

Find and use 1 block A, 2 of block C and 1 of block B and arrange the three pieces as shown before.

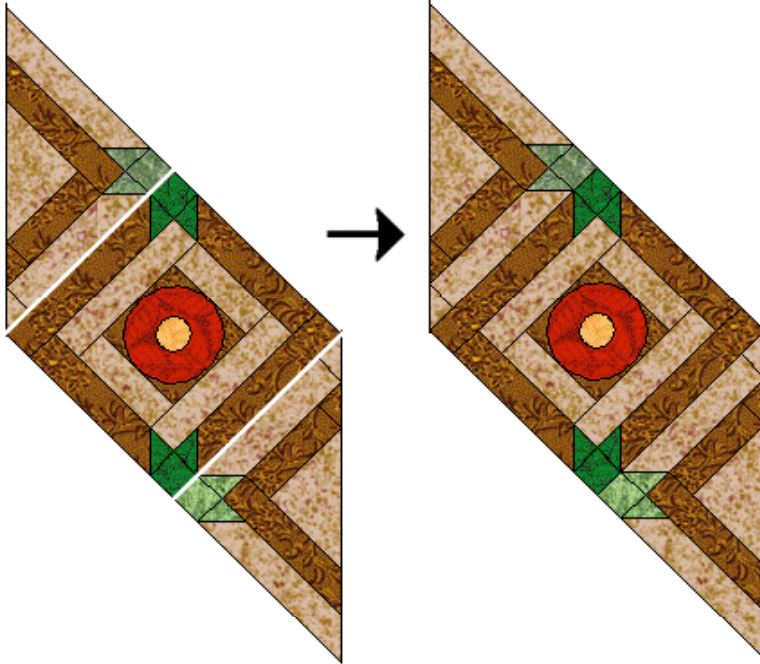
Sew the three blocks in the same order as before, to block A.

You'll have to of these parts now.

Teppeg te 2007

from Merete Veian
part 4

Find and use 1 block A, the last, and 2 of block B.
Arrange the three pieces as shown and sew 2 block Bs to block A.



Arrange the three pieces as shown.
Sew the three parts together to get a table runner.

Teppeg te 2007
from Merete Veian
part 4



Cut the edges to make the tablerunner even, - be sure to include the seam allowance!
(At the figures the seam allowance are not shown.)
The tablerunner will be, included seam allowance, about 30 1/2" x 10 1/2".

Border

Cut borderstrips from brown fabric:
2 strips 31" x 1 1/2", and
2 strips 10 1/2" x 1 1/2"


Find and use 4 dark green 1 1/2" squares.
Sew each of the squares to the ends of each of the 2 short 10 1/2" long brown strips.




Sew 31" long brown strips at the long sides of the tablerunner.
Do not ease to fit, but cut what's too much of the strips at the ends.

Teppegäte 2007

from Merete Veian
part 4



Sew the short strips with dark green squares, onto the short sides of the table runner.



Batting and backing

Cut batting and backing at 35" x 15".

Press and layer the quilt-top with backing and batting, - baste and quilt as desired.

Binding

Cut the binding from brown fabric:
2 strips 45" x 1 1/2"

Sew the binding together and then around the table runner.

Remember to sign your work at the end.

Teppeg te 2007

from Merete Veian
part 4

I do hope this has been a fun!
Many regards and Happy Holidays
from Merete

